

cuborosso®

ELITE





ELITE

A close-up photograph of a red, rectangular label with rounded corners and a small notch at the top. The label is attached to a grey, textured fabric, possibly a shoe, with a thin white thread. The label features the brand name "CUBO ROSSO" in white, uppercase, sans-serif font. The text is arranged in two lines: "CUBO" on the top line and "ROSSO" on the bottom line. A small registered trademark symbol (®) is located at the end of "ROSSO". The background is a blurred grey fabric with a visible weave pattern.

CUBO ROSSO®

# Welcome to CUBO ROSSO

Crediamo che la qualità della vita sia determinata dalla passione, dall'esperienza e dai sentimenti. É a questo principio che ci ispiriamo quando disegniamo e progettiamo i nostri prodotti: grazie al nostro approccio creativo e innovativo, le nostre collezioni riflettono appieno i valori e gli aspetti dello stile di vita caratterizzato dal marchio Cubo Rosso. Materiali ricercati, forme contrastanti e cura dei dettagli, la nostra eredità e la nostra esperienza, combinate con una ricerca costante di forme industriali, contemporanee e vintage: tutto viene sapientemente mescolato all'insegna dello spirito coraggioso tipico del marchio, permettendoci di essere protagonisti di una costante evoluzione nel campo del mobile imbottito e del design.

We strongly believe that the quality of Life is characterized by our passions, experiences and feelings. CUBO ROSSO products aim at improving the quality of life, conveying its values and legacy into the product, thanks to a creative and modern approach. Refined materials, contrasting shapes, care to details, vintage and contemporary forms allow CUBO ROSSO to be one of the main characters in the upholstered furniture field.





## ELITE

Cubo Rosso nella Collezione Elite ha saputo unire artigianalità e innovazione coniugando con il sapere della tradizione e nuove tecnologie modelli in grado di soddisfare qualsiasi esigenza. Tutta la Collezione si esprime evidenziando la qualità nella realizzazione, ricerca dei dettagli, innovazione nelle proposte anche per soluzioni abitative di grande prestigio e Design Italiano con forme uniche di stile. Cubo Rosso ha scelto per i modelli della Collezione Elite i pellami più prestigiosi, legati all'arte del saper fare di concerie Italiane. Preziosi rivestimenti valorizzati dalla manualità delle lavorazioni che ne esaltano piacevoli sensazioni al tatto da grane e finiture diverse.

Gli ambienti interni, protagonisti della nostra vita quotidiana, meritano di venir arricchiti da arredi che sanno rendere ancor più piacevole e rilassante il tempo che dedichiamo alla casa e a noi. Il divano rispecchia il nostro modo di vivere, diventa protagonista assoluto sia quando ci accoglie per rilassarci sia quando lo condividiamo con gli amici in compagnia.

Cubo Rosso Elite Collection combines craftsmanship and innovation, mixing traditional knowledge and new technologies with models able to satisfy any need.

The whole Collection highlights the production quality, the importance of details, the innovation in the proposals for great prestige housing solutions and Italian Design with unique style shapes.

Cubo Rosso chooses the most prestigious leathers for the Elite Collection models, linked to the art of a know-how of Italian tanneries. Precious coatings exalted by the manual nature of the processes that enhance pleasant touch sensations from different grains and finishes. The interiors deserve to be enriched by enjoyable and relaxing furnishings of everyday life. The sofa reflects our way of life, it becomes the absolute protagonist both in relax moments and when we share it with friends.



INDICE / INDEX

alcor



10

aris



16

atria



22

bric



28

demetra



34

deneb



40

diesis



46

fidelio



52

harry



58

libeccio



64

marea



70

polaris



76

prado



82

rigel



88

robert



94

saul




100

## alcor



Alcor è il divano artigianale destinato ad abitare grandi spazi con il suo design squadrato e contemporaneo in cui la rigidità delle forme si coniuga con la morbidezza delle imbottiture. Solido ed imponente, dal comfort assicurato, con uno schienale basso combinato con un ampio bracciolo con cucitura sartoriale a completare la comoda seduta.

Alcor is the result of a detailed and meticulous craftsmanship. Perfect for large spaces thanks to its squared and contemporary design, where rigorousness of the shapes is combined with the softness of the padding. A solid shape with assured seat comfort, low backrest combined with a large armrest and sartorial stitching.

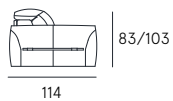









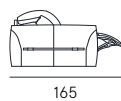
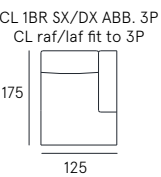
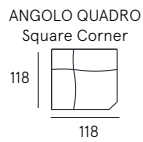
scheda tecnica  
technical data sheet



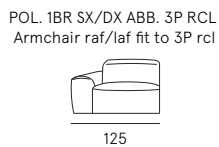
POLTRONA  
Armchair



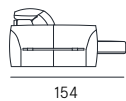
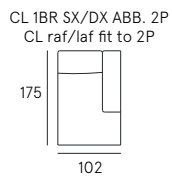
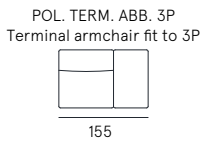
POL. 1BR SX/DX ABB. 3P C/SLITTA  
Armchair raf/laf fit to 3P sliding



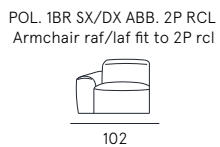
POL. 1BR SX/DX ABB. 3P  
Armchair raf/laf fit to 3P



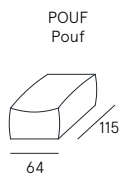
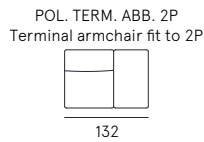
POL. 1BR SX/DX ABB. 2P C/SLITTA  
Armchair raf/laf fit to 2P sliding



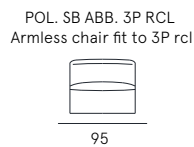
POL. 1BR SX/DX ABB. 2P  
Armchair raf/laf fit to 2P



POL. SB ABB. 3P C/SLITTA  
Armless chair fit to 3P sliding



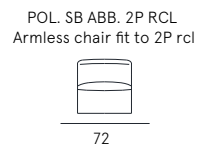
POL. SB ABB. 3P  
Armless chair fit to 3P



POL. SB ABB. 2P C/SLITTA  
Armless chair fit to 2P sliding



POL. SB ABB. 2P  
Armless chair fit to 2P



DETTAGLI  
Features

POGGIATESTA REGOLABILE  
Manual ratchet system



SEDUTA CON MOLLE GRECHE  
Seat with no-sag



CUCITURA SARTORIALE  
Tailored stitching



**Rivestimento** | pelle / sintetico  
**Comfort seduta** | Poliuretano espanso densità 35  
**Comfort spalliera** | Poliuretano espanso  
**Piedi** | PVC H. 4 cm  
**Seduta** | H. 46 cm - P. 58 cm  
**Braccio** | H. 58 cm - L. 30 cm

**Coating** | leather / synthetic cover  
**Seat comfort** | Polyurethane density 35  
**Back comfort** | Polyurethane  
**Feet** | PVC H. 4 cm  
**Seat** | H. 46 cm - D. 58 cm  
**Arm** | H. 58 cm - L. 30 cm

## aris



Leggerezza e grazia, femminile eleganza, studiate sinergie: Aris è espressione di una semplicità che rivela dettagli intriganti e sofisticati. Volumi morbidi ed essenziali, proporzioni ricercate e dettagli sartoriali, per un sistema elegante ed accogliente.

Lightness and elegance, studied synergies: Aris is the expression of simplicity that reveals sophisticated details. Soft and essential volumes, refined proportions and sartorial details, together for an elegant and welcoming system.



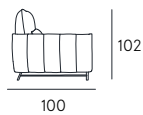




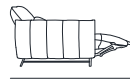




scheda tecnica  
technical data sheet



100



158

3P MAXI  
3 seater maxi



250

3P  
3 seater



210

2P  
2 seater



180

POLTRONA  
Armchair



108

POL. 1BR SX/DX ABB. 3P  
Armchair raf/laf fit to 3P



105

POL. 1BR SX/DX ABB. 2P  
Armchair raf/laf fit to 2P



90

POL. 1BR SX/DX ABB. 3P RCL  
Armchair raf/laf fit to 3P Rcl



105

POL. 1BR SX/DX ABB. 2P RCL  
Armchair raf/laf fit to 2P Rcl



90

POLTRONA RCL  
Armchair Rcl



108

CL 1BR SX/DX ABB. 3P  
CL raf/laf fit to 3P



157

105

CL 1BR SX/DX ABB. 2P  
CL raf/laf fit to 2P



157

90

ANGOLO TRAPEZIO  
Trapeze corner



140

140

POUF  
Pouf



70

85

DETTAGLI  
Features

SEDUTA CON MOLLE GRECHE  
Seat with no-sag



**Rivestimento** | pelle / sintetico  
**Comfort seduta** | Poliuretano espanso densità 35  
**Comfort spalliera** | Poliuretano espanso  
**Piedi** | Metallo H. 12,5 cm  
**Seduta** | H. 50 cm - P. 56 cm  
**Braccio** | H. 66 cm - L. 20 cm


**Coating** | leather / synthetic cover  
**Seat comfort** | Polyurethane density 35  
**Back comfort** | Polyurethane  
**Feet** | Metal H. 12,5 cm  
**Seat** | H. 50 cm - D. 56 cm  
**Arm** | H. 66 cm - L. 20 cm

## atria



Volumi importanti di spalliere e braccioli contrapposti alla leggerezza della base che mette in evidenza i sottili piedi in metallo verniciato. Atria presenta morbidi e generosi braccioli arricchiti da una delle nostre cuciture sartoriali, ampie spalliere con poggiatesta regolabili, una caratteristica unica dal design estremamente moderno. Lineare e componibile consente di personalizzare e di vivere il comfort Cubo Rosso anche in compagnia.

Spacious backrests and armrests in contrast with the thinness of base and metal feet. Atria presents soft and generous armrests enriched by tailored stitching, wide backrests with adjustable headrests: an unique feature with an extremely modern design. With a simple movement, it is possible to customize the comfort by adjusting the headrest in the desired position.







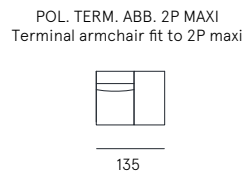
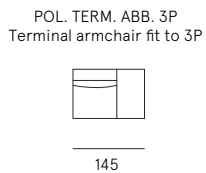
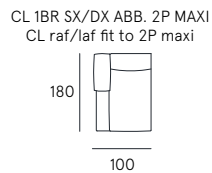
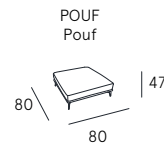
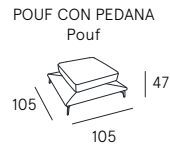
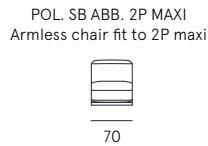
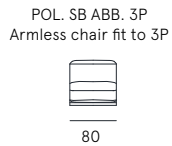
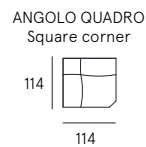
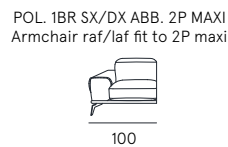
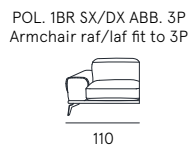
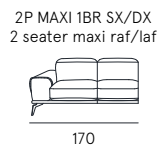
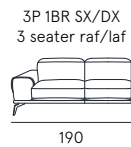
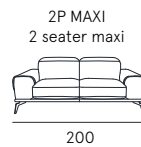
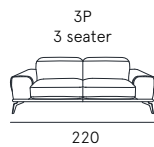
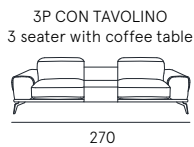
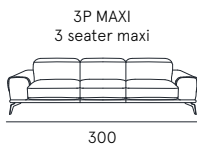




scheda tecnica  
technical data sheet



110



DETTAGLI  
Features

POGGIATESTA REGOLABILE  
Manual ratchet system



SEDUTA CON STRATO IN MEMORY  
Seat with memory foam



CUCITURA SARTORIALE  
Tailored stitching



CUSCINO DI SEDUTA AMOVIBILE  
Removable seat cushion



**Rivestimento** | pelle / sintetico  
**Comfort seduta** | Poliuretano espanso densità 35  
**Comfort spalliera** | Poliuretano espanso  
**Piedi** | Metallo H. 17,5 cm  
**Seduta** | H. 47 cm - P. 60 cm  
**Braccio** | H. 57 cm - L. 31 cm

**Coating** | leather / synthetic cover  
**Seat comfort** | Polyurethane density 35  
**Back comfort** | Polyurethane  
**Feet** | Metal H. 17,5 cm  
**Seat** | H. 47 cm - D. 60 cm  
**Arm** | H. 57 cm - L. 31 cm

## bric



Bric è libertà di personalizzazione. Un divano dal design inconfondibile che unisce il comfort di un salotto all'eleganza estetica dei suoi accessori, creando giochi di forme e materiali, con un'inconfondibile unione tra il rivestimento in tessuto o pelle. Gli elementi accessori come i ripiani in legno, si armonizzano alle sedute e allo schienale con estrema naturalezza, creando un mobile ricercato ma anche molto funzionale.

Bric means modularity. A sofa with a refined design that combines the comfort of a living room with the elegance of its accessories, marked by an unmistakable union between the fabric or leather upholstery. The accessory items - like the wooden shelves - fit perfectly with the seats and the backrests, creating a refined but also very functional piece of furniture.



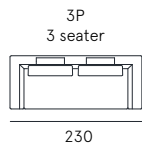
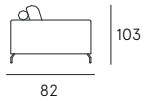




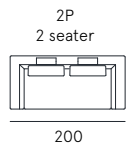




scheda tecnica  
technical data sheet



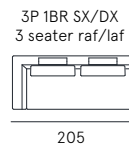
230



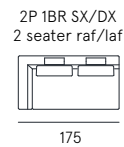
200



125



205



175

POL. 1BR SX/DX ABB. 3P  
Armchair raf/laf fit to 3P



118

POL. 1BR SX/DX ABB. 2P  
Armchair raf/laf fit to 2P



103

POL. SB ABB. 3P  
Armless chair fit to 3P



95

POL. SB ABB. 2P  
Armless chair fit to 2P



80

ANGOLO QUADRO  
Square corner



103

CL 1BR SX/DX ABB. 3P  
CL raf/laf fit to 3P



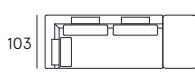
118

CL 1BR SX/DX ABB. 2P  
CL raf/laf fit to 2P



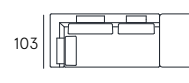
103

MERIDIANA SX/DX ABB. 3P  
Meridian raf/laf fit to 3P



252

MERIDIANA ABB. 2P  
Meridian raf/laf fit to 2P



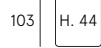
237

POUF ANGOLO  
Corner pouf



103

POUF TERMINALE  
Terminal Pouf



60

OPTIONALS  
Optionals

BASE APPOGGIO 55x25 per CL  
55x25 base for CL



CUSCINO IN PIUMA 60x60  
Pillow 60x60



CUSCINO IN PIUMA 45x45  
Pillow 45x45



CUSCINO IN PIUMA 70x30  
Pillow 70x30



DETTAGLI  
Features

SEDUTA CON CINGHIE ELASTICHE  
Seat with elastic belts



CUSCINO DI SEDUTA AMOVIBILE  
Removable seat cushion



**Rivestimento** | pelle / sintetico  
**Comfort seduta** | Poliuretano espanso densità 35  
**Comfort spalliera** | Piuma con poliuretano  
**Piedi** | Legno H. 15 cm  
**Seduta** | H. 46 cm - P. 60 cm  
**Braccio** | H. 62 cm - L. 25 cm


**Coating** | leather / synthetic cover  
**Seat comfort** | Polyurethane density 35  
**Back comfort** | Feather with polyurethane  
**Feet** | Wood H. 15 cm  
**Seat** | H. 46 cm - D. 60 cm  
**Arm** | H. 62 cm - L. 25 cm

## d e m e t r a



Eleganza in un insieme di forme e soluzioni che ne esaltano il design. Morbide imbottiture sedute confortevoli, finiture sartoriali caratterizzano ogni particolare con stile tipico del gusto italiano.

Elegance in a set of shapes and solutions that enhance its design. Soft and comfortable seat padding and tailored finishes characterize the typical Italian style.

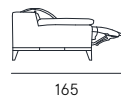
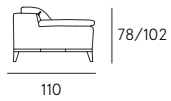








scheda tecnica  
technical data sheet



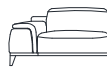
POLTRONA  
Armchair



POL. 1BR SX/DX ABB. 3P  
Armchair raf/laf fit to 3P



POL. 1BR SX/DX ABB. 2P MAXI  
Armchair raf/laf fit to 2P maxi



POL. 1BR SX/DX ABB. 2P  
Armchair raf/laf fit to 2P



POLTRONA RCL  
Armchair Rcl



POL. 1BR SX/DX ABB. 3P RCL  
Armchair raf/laf fit to 3P Rcl



POL. 1BR SX/DX ABB. 2P MAXI RCL  
Armchair raf/laf fit to 2P maxi Rcl



POL. 1BR SX/DX ABB. 2P RCL  
Armchair raf/laf fit to 2P Rcl



BRACIO CON BASE  
Armrest with base



POL. SB ABB. 3P  
Armless chair fit to 3P



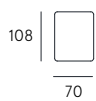
POL. SB ABB. 2P MAXI  
Armless chair fit to 2P maxi



POL. SB ABB. 2P  
Armless chair fit to 2P



POUF  
Pouf



POL. SB ABB. 3P RCL  
Armless chair fit to 3P Rcl



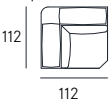
POL. SB ABB. 2P MAXI RCL  
Armless chair fit to 2P maxi Rcl



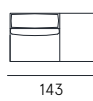
POL. SB ABB. 2P RCL  
Armless chair fit to 2P Rcl



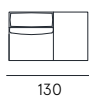
ANGOLO QUADRO  
Square corner



POL. TERM. ABB. 3P  
Terminal armchair fit to 3P



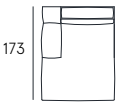
POL. TERM. ABB. 2P MAXI  
Terminal armchair fit to 2P Maxi



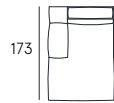
POL. TERM. ABB. 2P  
Terminal armchair fit to 2P



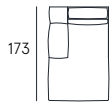
CL 1BR SX/DX ABB. 3P  
CL raf/laf fit to 3P



CL 1BR SX/DX ABB. 2P MAXI  
CL raf/laf fit to 2P maxi



CL 1BR SX/DX ABB. 2P  
CL raf/laf fit to 2P



DETTAGLI  
Features

POGGIATESTA REGOLABILE  
Manual ratchet system



SEDUTA CON MOLLE INSACCHETTATE  
Seat with pocket springs



**Rivestimento** | pelle / sintetico  
**Comfort seduta** | Poliuretano espanso densità 35  
**Comfort spalliera** | Poliuretano espanso  
**Piedi** | Legno H. 17 cm  
**Seduta** | H. 45 cm - P. 56 cm  
**Braccio** | H. 59 cm - L. 33 cm

**Coating** | leather / synthetic cover  
**Seat comfort** | Polyurethane density 35  
**Back comfort** | Polyurethane  
**Feet** | Wood H. 17 cm  
**Seat** | H. 45 cm - D. 56 cm  
**Arm** | H. 59 cm - L. 33 cm

## d e n e b



Fierezza e solidità, presenza connotante, eleganza senza tempo: Deneb riassume nel suo design un'idea di bellezza sobria, dall'aspetto importante. Le linee sono ridotte al minimo, mentre i volumi sono generosi, accoglienti, morbidi e si sviluppano privilegiando l'asse orizzontale, in un ritmo dimensionale che conferisce al modello Deneb il suo stile deciso.

Proudness and solidity, strong presence, timeless elegance: Deneb sums all this features up. Lines are minimal, while volumes are generous, welcoming, soft and in a dimensional rhythm that gives the Deneb model its decisive style.



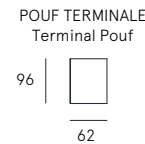
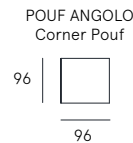
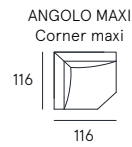
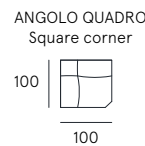
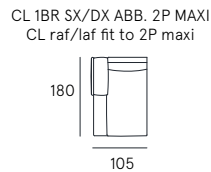
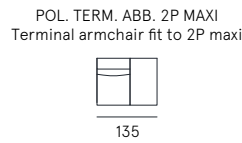
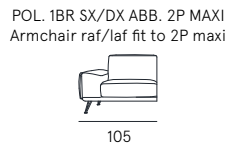
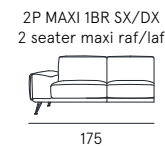
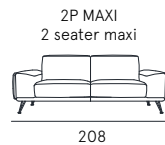
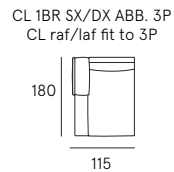
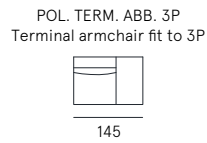
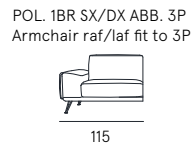
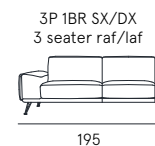
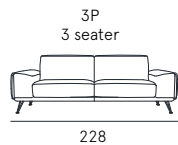
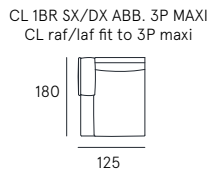
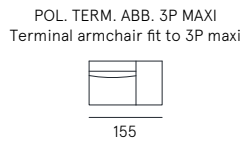
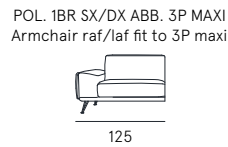
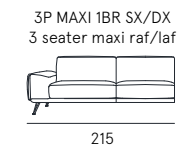
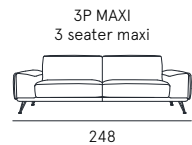
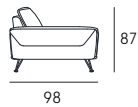








scheda tecnica  
technical data sheet



DETTAGLI  
Features

POGGIATESTA REGOLABILE  
Manual ratchet system



SEDUTA CON STRATO IN MEMORY  
Seat with memory foam



CUSCINO DI SEDUTA AMOVIBILE  
Removable seat cushion



**Rivestimento** | pelle / sintetico  
**Comfort seduta** | Poliuretano espanso densità 35  
**Comfort spalliera** | Poliuretano espanso  
**Piedi** | Metallo H. 17,5 cm  
**Seduta** | H. 47 cm - P. 58 cm  
**Braccio** | H. 61 cm - L. 33 cm


**Coating** | leather / synthetic cover  
**Seat comfort** | Polyurethane density 35  
**Back comfort** | Polyurethane  
**Feet** | Metal H. 17,5 cm  
**Seat** | H. 47 cm - D. 58 cm  
**Arm** | H. 61 cm - L. 33 cm

## d i e s i s



La geometria danza in punta di piedi e con elegante pulizia disegna le forme asciutte e ricercate del modello Diesis. I volumi sono ridotti, la struttura dello schienale è monoscocca, a favore di un comfort che cerca l'essenzialità formale.

The geometry of Diesis model is expressed with an elegant cleanliness and refined shape. The volumes are reduced, the backrest structure is monocoque, in favor of a comfort that seeks formal essentiality.



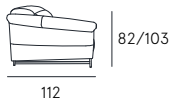




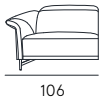





scheda tecnica  
technical data sheet



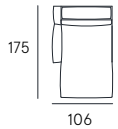
POL. 1BR SX/DX ABB. 3P  
Armchair raf/laf fit to 3P



POL. 1BR SX/DX ABB. 3P RCL  
Armchair raf/laf fit to 3P Rcl

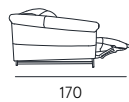


CL 1BR SX/DX ABB. 3P  
CL raf/laf fit to 3P



DETTAGLI  
Features

POGGIATESTA REGOLABILE  
Manual ratchet system



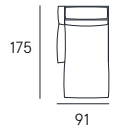
POL. 1BR SX/DX ABB. 2P  
Armchair raf/laf fit to 2P



POL. 1BR SX/DX ABB. 2P RCL  
Armchair raf/laf fit to 2P Rcl



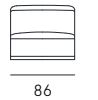
CL 1BR SX/DX ABB. 2P  
CL raf/laf fit to 2P




SEDUTA CON MOLLE GRECHE  
Seat with no-sag



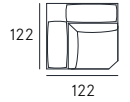
POL. SB ABB. 3P  
Armless chair fit to 3P



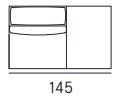
POL. SB ABB. 2P  
Armless chair fit to 2P



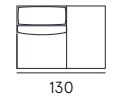
ANGOLO QUADRO  
Square corner



POL. TERM. ABB. 3P  
Terminal armchair fit to 3P



POL. TERM. ABB. 2P  
Terminal armchair fit to 2P



**Rivestimento** | pelle / sintetico  
**Comfort seduta** | Poliuretano espanso densità 35  
**Comfort spalliera** | Poliuretano espanso  
**Piedi** | Metallo H. 14 cm  
**Seduta** | H. 46 cm - P. 58 cm  
**Braccio** | L. 18 cm

**Coating** | leather / synthetic cover  
**Seat comfort** | Polyurethane density 35  
**Back comfort** | Polyurethane  
**Feet** | Metal H. 14 cm  
**Seat** | H. 46 cm - D. 58 cm  
**Arm** | L. 18 cm

## fidelio



Il fascino dei dettagli. Stile  
accattivante e design ricercato:  
Fidelio conquista per la sua bellezza  
e la sua poliedricità.  
Gli ampi volumi disegnano spaziose  
e versatili soluzioni.

The charm of the details.  
Captivating style and refined design:  
Fidelio impresses for its beauty and  
its versatility.  
The large volumes create spacious  
and versatile solutions.







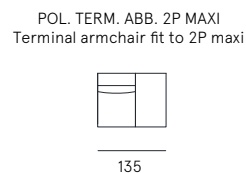
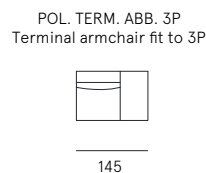
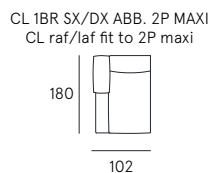
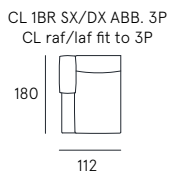
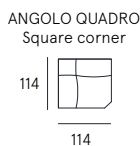
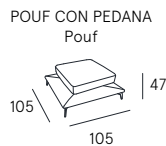
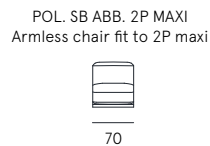
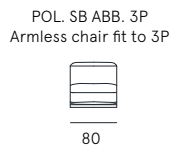
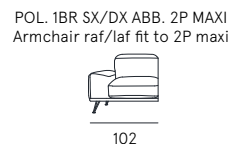
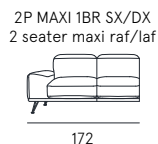
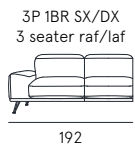
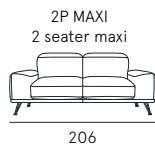
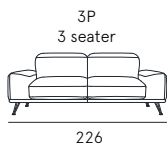




scheda tecnica  
technical data sheet



110



DETTAGLI  
Features

POGGIATESTA REGOLABILE  
Manual ratchet system



SEDUTA CON STRATO IN MEMORY  
Seat with memory foam



CUSCINO DI SEDUTA AMOVIBILE  
Removable seat cushion



**Rivestimento** | pelle / sintetico  
**Comfort seduta** | Poliuretano espanso densità 35  
**Comfort spalliera** | Poliuretano espanso  
**Piedi** | Metallo H. 17,5 cm  
**Seduta** | H. 47 cm - P. 60 cm  
**Braccio** | H. 61 cm - L. 33 cm

**Coating** | leather / synthetic cover  
**Seat comfort** | Polyurethane density 35  
**Back comfort** | Polyurethane  
**Feet** | Metal H. 17,5 cm  
**Seat** | H. 47 cm - D. 60 cm  
**Arm** | H. 61 cm - L. 33 cm

## h a r r y



Un prodotto tecnicamente completo che offre un notevole livello di funzionalità. La struttura svela meccanismi precisi che accompagnano ogni gesto e movimento in modo dinamico ed equilibrato. Il divano è dotato di ampie spalliere sollevabili elettricamente.

A technically complete product that offers a remarkable level of functionality, thanks to the mechanisms that accompany each movement in a dynamic and balanced way. The sofa is equipped with a large electrical and adjustable backrests that let you customize the desired position in the best way.

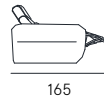
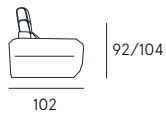








scheda tecnica  
technical data sheet



POLTRONA  
Armchair



100

POL. 1BR SX/DX ABB. 3P  
Armchair raf/laf fit to 3P



101

POL. 1BR SX/DX ABB. 2P  
Armchair raf/laf fit to 2P



86

POL. SB ABB. 3P  
Armless chair fit to 3P



84

POL. SB ABB. 2P  
Armless chair fit to 2P



69

POLTRONA RCL  
Armchair rcl



100

POL. 1BR SX/DX ABB. 3P RCL  
Armchair raf/laf fit to 3P rcl



101

POL. 1BR SX/DX ABB. 2P RCL  
Armchair raf/laf fit to 2P rcl



86

POL. SB ABB. 3P RCL  
Armless chair fit to 3P rcl



84

POL. SB ABB. 2P RCL  
Armless chair fit to 2P rcl



69

DETTAGLI  
Features

POGGIATESTA REGOLABILE  
Electric ratchet system



SEDUTA CON CINGHIE ELASTICHE  
Seat with elastic belts



CUCITURA SARTORIALE  
Tailored stitching



**Rivestimento** | pelle / tessuto / sintetico  
**Comfort seduta** | Poliuretano espanso densità 35  
**Comfort spalliera** | Poliuretano espanso  
**Piedi** | Legno H. 13 cm  
**Seduta** | H. 48 cm - P. 58 cm  
**Braccio** | H. 63 cm - L. 14 cm

**Coating** | leather / fabric / synthetic cover  
**Seat comfort** | Polyurethane density 35  
**Back comfort** | Polyurethane  
**Feet** | Wood H. 13 cm  
**Seat** | H. 48 cm - D. 58 cm  
**Arm** | H. 63 cm - L. 14 cm

## libeccio



Un modello elegante e raffinato, è il connubio tra design, cura del dettaglio e confort assoluto, rivestito in pelli selezionate è arricchito da una cucitura sartoriale e da bandine in cuoio che ne delineano il braccio. Sollevato da terra per mezzo di piedini in metallo con inserto legno, i braccioli che si appoggiano lateralmente su sottili fianchi in cuoio; come un busto.

Libeccio stands for refined design, attention to details and absolute comfort.

Covered by selected leathers, enriched by tailored stitching, natural leather frame and a metal foot with a wooden insert. The high workmanship and its comfort make this a unique model.



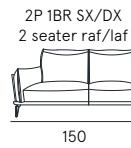
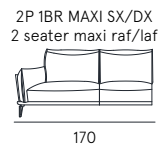
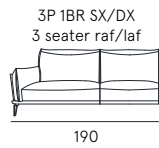
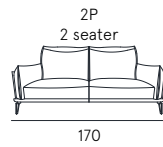
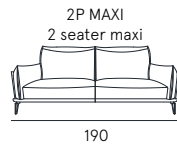
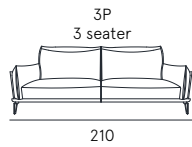








scheda tecnica  
technical data sheet



POL. 1BR SX/DX ABB. 3P  
Armchair raf/laf fit to 3P



105

POL. 1BR SX/DX ABB. 2P MAXI  
Armchair raf/laf fit to 2P maxi



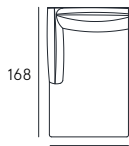
95

POL. 1BR SX/DX ABB. 2P  
Armchair raf/laf fit to 2P



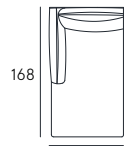
85

CL 1BR SX/DX ABB. 3P  
CL raf/laf fit to 3P



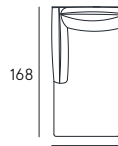
105

CL 1BR SX/DX ABB. 2P MAXI  
CL raf/laf fit to 2P maxi



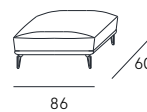
95

CL 1BR SX/DX ABB. 2P  
CL raf/laf fit to 2P



85

POUF  
Pouf



86

DETTAGLI  
Features

SEDUTA CON CINGHIE ELASTICHE  
Seat with elastic belts



CUCITURA SARTORIALE  
Tailored stitching



BRACCIO IN CUOIO  
Leather Armrest



**Rivestimento** | pelle / sintetico  
**Comfort seduta** | Poliuretano espanso densità 35  
**Comfort spalliera** | Poliuretano espanso  
**Piedi** | Metallo H. 17,5 cm  
**Seduta** | H. 44 cm - P. 60 cm  
**Braccio** | H. 62 cm - L. 20 cm

**Coating** | leather / synthetic cover  
**Seat comfort** | Polyurethane density 35  
**Back comfort** | Polyurethane  
**Feet** | Metal H. 17,5 cm  
**Seat** | H. 44 cm - D. 60 cm  
**Arm** | H. 62 cm - L. 20 cm

## m a r e a



Un modello che interpreta il divano in una nuova versione multimaterica ed espressiva per il suo piede, che diventa struttura e sostegno per il braccio, a vista in metallo. Il rigore del disegno e il tratto vagamente nordico si addolciscono sulle sue linee arrotondate, determinando una presenza di carattere oltre che di grande comfort.

A designed model characterized by metal legs and armrest supporting elements.

A strictly "Nordic" design take shape in its rounded lines, giving comfort and personality to the sofa. Model Marea is enriched with a high comfort seat with adjustable headrests.



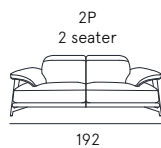
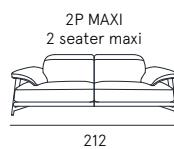
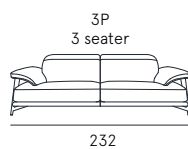
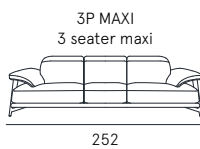
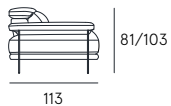








scheda tecnica  
technical data sheet



DETTAGLI  
Features

POGGIATESTA REGOLABILE  
Manual ratchet system



SEDUTA CON CINGHIE ELASTICHE  
Seat with elastic belts



**Rivestimento** | pelle / sintetico  
**Comfort seduta** | Poliuretano espanso densità 35  
**Comfort spalliera** | Poliuretano espanso  
**Piedi** | Metallo H. 17,5 cm  
**Seduta** | H. 45 cm - P. 60 cm  
**Braccio** | H. 63 cm - L. 39 cm


**Coating** | leather / synthetic cover  
**Seat comfort** | Polyurethane density 35  
**Back comfort** | Polyurethane  
**Feet** | Wood H. 17,5 cm  
**Seat** | H. 45 cm - D. 60 cm  
**Arm** | H. 63 cm - L. 39 cm

## polaris



Affascinante presenza, carattere deciso, stile sofisticato: Polaris è sinonimo di classe ed eleganza. I suoi volumi sono ampi, ben scanditi da un design lineare e raffinato.

Fascinating presence, decisive character, sophisticated style: Polaris means class and elegance. Its volumes are large, but marked by a linear and refined design.








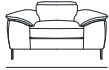




scheda tecnica  
technical data sheet



POLTRONA  
Armchair



129

POL. 1BR SX/DX ABB. 3P  
Armchair raf/laf fit to 3P



122

POL. 1BR SX/DX ABB. 2P MAXI  
Armchair raf/laf fit to 2P maxi



109

POL. 1BR SX/DX ABB. 2P  
Armchair raf/laf fit to 2P



99

POLTRONA RCL  
Armchair Rcl



129

POL. 1BR SX/DX ABB. 3P RCL  
Armchair raf/laf fit to 3P Rcl



122

POL. 1BR SX/DX ABB. 2P MAXI RCL  
Armchair raf/laf fit to 2P maxi Rcl



109

POL. 1BR SX/DX ABB. 2P RCL  
Armchair raf/laf fit to 2P Rcl



99

POL. SB ABB. 3P  
Armless chair fit to 3P



92

POL. SB ABB. 2P MAXI  
Armless chair fit to 2P maxi



79

POL. SB ABB. 2P  
Armless chair fit to 2P



69

POUF  
Pouf



55

ANGOLO QUADRO  
Square corner



118

POL. TERM. ABB. 3P  
Terminal armchair fit to 3P



150

POL. TERM. ABB. 2P MAXI  
Terminal armchair fit to 2P Maxi



137

POL. TERM. ABB. 2P  
Terminal armchair fit to 2P



127

CL 1BR SX/DX ABB. 3P  
CL raf/laf fit to 3P



122

CL 1BR SX/DX ABB. 2P MAXI  
CL raf/laf fit to 2P maxi



109

CL 1BR SX/DX ABB. 2P  
CL raf/laf fit to 2P



99

DETTAGLI  
Features

POGGIATESTA REGOLABILE  
Manual ratchet system



SEDUTA CON MOLLE INSACCHETTATE  
Seat with pocket springs



**Rivestimento** | pelle / sintetico  
**Comfort seduta** | Poliuretano espanso densità 35  
**Comfort spalliera** | Poliuretano espanso  
**Piedi** | Metallo H. 12,5 cm  
**Seduta** | H. 48 cm - P. 59 cm  
**Braccio** | H. 63 cm - L. 30 cm


**Coating** | leather / synthetic cover  
**Seat comfort** | Polyurethane density 35  
**Back comfort** | Polyurethane  
**Feet** | Metal H. 12,5 cm  
**Seat** | H. 48 cm - D. 59 cm  
**Arm** | H. 63 cm - L. 30 cm

## prado



Forme essenziali e raffinate, molteplici soluzioni funzionali, configurazioni spaziali moderne ed originali: il modello Prado è un progetto poliedrico, componibile ed ampiamente personalizzabile in base a specifiche necessità e preferenze.

Essential and refined shapes, multiple functional solutions, original and modern configurations: Prado is a multifaceted model and it offers a great customization choice.









scheda tecnica  
technical data sheet



POL. 1BR SX/DX ABB. 3P  
Armchair raf/laf fit to 3P



106

POL. 1BR SX/DX ABB. 3P RCL  
Armchair raf/laf fit to 3P Rcl



106

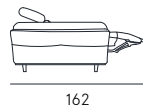
ANGOLO QUADRO  
Square corner



122

DETTAGLI  
Features

POGGIATESTA REGOLABILE  
Manual ratchet system



POL. 1BR SX/DX ABB. 2P  
Armchair raf/laf fit to 2P



96

POL. 1BR SX/DX ABB. 2P RCL  
Armchair raf/laf fit to 2P Rcl



96

POL. TERM. ABB. 3P  
Terminal armchair fit to 3P



140

POL. SB ABB. 3P  
Armless chair fit to 3P



79

POL. SB ABB. 3P RCL  
Armless chair fit to 3P Rcl



79

POL. TERM. ABB. 2P  
Terminal armchair fit to 2P



130

POL. SB ABB. 2P  
Armless chair fit to 2P



69

POL. SB ABB. 2P RCL  
Armless chair fit to 2P Rcl



69

**Rivestimento** | pelle / sintetico  
**Comfort seduta** | Poliuretano espanso densità 35  
**Comfort spalliera** | Poliuretano espanso  
**Piedi** | Metallo H. 15,5 cm  
**Seduta** | H. 47 cm - P. 56 cm  
**Braccio** | H. 65 cm - L. 25 cm

**Coating** | leather / synthetic cover  
**Seat comfort** | Polyurethane density 35  
**Back comfort** | Polyurethane  
**Feet** | Metal H. 15,5 cm  
**Seat** | H. 47 cm - D. 56 cm  
**Arm** | H. 65 cm - L. 25 cm

## rigel



Un'affascinante equilibrio tra forma e ricerca della perfetta ergonomia, linee minimali che raccolgono importanti ed accoglienti cuscini di seduta e di schienale, sono caratteristiche che rendono il modello Rigel un divano essenziale e dal comfort senza eguali.

A fascinating balance between shape and research for the perfect ergonomics, minimal lines that collect important and welcoming seat and back cushions: these are the characteristics that make Rigel model an essential sofa with unmatched comfort.



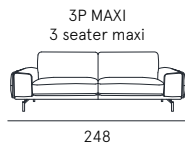
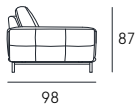




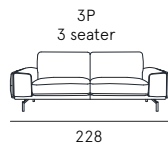




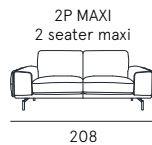
scheda tecnica  
technical data sheet



248



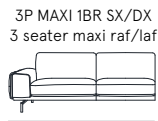
228



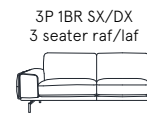
208



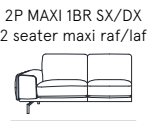
128



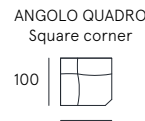
215



195



175



100

POL. 1BR SX/DX ABB. 3P MAXI  
Armchair raf/laf fit to 3P maxi



125

POL. 1BR SX/DX ABB. 3P  
Armchair raf/laf fit to 3P



115

POL. 1BR SX/DX ABB. 2P MAXI  
Armchair raf/laf fit to 2P maxi



105

ANGOLO MAXI  
Corner maxi



116

POL. TERM. ABB. 3P MAXI  
Terminal armchair fit to 3P maxi



155

POL. TERM. ABB. 3P  
Terminal armchair fit to 3P



145

POL. TERM. ABB. 2P MAXI  
Terminal armchair fit to 2P maxi



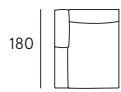
135

POUF ANGOLO  
Corner Pouf



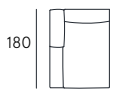
96

CL 1BR SX/DX ABB. 3P MAXI  
CL raf/laf fit to 3P maxi



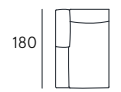
125

CL 1BR SX/DX ABB. 3P  
CL raf/laf fit to 3P



115

CL 1BR SX/DX ABB. 2P MAXI  
CL raf/laf fit to 2P maxi



105

POUF TERMINALE  
Terminal Pouf



62

DETTAGLI  
Features

SEDUTA CON STRATO IN MEMORY  
Seat with memory foam



CUSCINO DI SEDUTA AMOVIBILE  
Removable seat cushion



**Rivestimento** | pelle / sintetico  
**Comfort seduta** | Poliuretano espanso densità 35  
**Comfort spalliera** | Poliuretano espanso  
**Piedi** | Metallo H. 17,5 cm  
**Seduta** | H. 47 cm - P. 58 cm  
**Braccio** | H. 61 cm - L. 33 cm

**Coating** | leather / synthetic cover  
**Seat comfort** | Polyurethane density 35  
**Back comfort** | Polyurethane  
**Feet** | Metal H. 17,5 cm  
**Seat** | H. 47 cm - D. 58 cm  
**Arm** | H. 61 cm - L. 33 cm

## r o b e r t



Sono i piccoli dettagli che rendono unico un divano. La sua forma leggermente bombata disegna una linea caratterizzante impreziosita dalle pregiate cuciture presenti anche nel morbido schienale in piuma e nell'ampio cuscino di seduta, mentre la leggerezza del piede in metallo gli conferisce una notevole personalità.

The small details make a sofa unique. Robert's shape draws a distinctive line enriched with a fine stitching and a large seat cushion; the lightness of the metal foot confers to this model a remarkable personality.



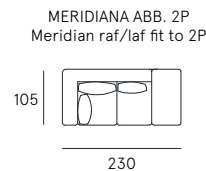
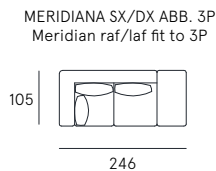
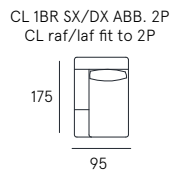
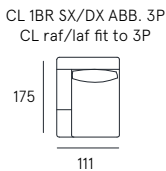
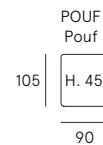
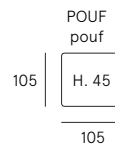
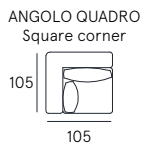
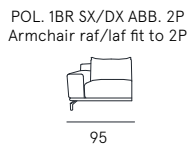
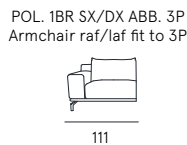
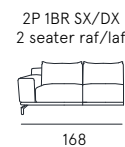
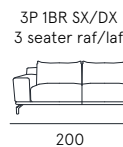
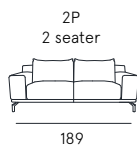
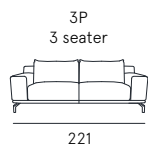
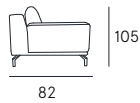









scheda tecnica  
technical data sheet



OPTIONALS  
Optionals



DETTAGLI  
Features

SEDUTA CON CINGHIE ELASTICHE  
Seat with elastic belts



**Rivestimento** | pelle / sintetico  
**Comfort seduta** | Poliuretano espanso densità 35  
**Comfort spalliera** | Piuma con oliuretano  
**Piedi** | Metallo H. 15,5 cm  
**Seduta** | H. 45 cm - P. 53 cm  
**Braccio** | H. 60 cm - L. 25 cm

**Coating** | leather / synthetic cover  
**Seat comfort** | Polyurethane density 35  
**Back comfort** | Feather with polyurethane  
**Feet** | Metal H. 15,5 cm  
**Seat** | H. 45 cm - D. 53 cm  
**Arm** | H. 60 cm - L. 25 cm

## s a u l



Saul abbina estetica e tecnologia che rendono questo modello protagonista di stile. Comodità e qualità si fondono fra loro. Le differenti posizioni del meccanismo manuale sullo schienale consentono un comfort personalizzato, senza alterare il linguaggio internazionale e l'eleganza indiscussa.

Saul combines aesthetics and technology, comfort and quality. The different positions of the manual ratchet system on the backrest allow a customized comfort, with an undisputed elegance.



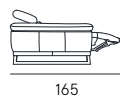
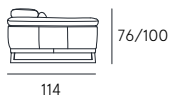




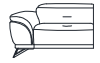




scheda tecnica  
technical data sheet



POL. 1BR SX/DX ABB. 3P  
Armchair raf/laf fit to 3P



115

POL. 1BR SX/DX ABB. 2P  
Armchair raf/laf fit to 2P



105

POL. SB ABB. 3P  
Armless chair fit to 3P



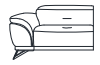
79

POL. SB ABB. 2P  
Armless chair fit to 2P



69

POL. 1BR SX/DX ABB. 3P RCL  
Armchair raf/laf fit to 3P Rcl



115

POL. 1BR SX/DX ABB. 2P RCL  
Armchair raf/laf fit to 2P Rcl



105

POL. SB ABB. 3P RCL  
Armless chair fit to 3P Rcl



79

POL. SB ABB. 2P RCL  
Armless chair fit to 2P Rcl



69

ANGOLO QUADRO  
Square corner



125

POL. TERM. ABB. 3P  
Terminal armchair fit to 3P



140

POL. TERM. ABB. 2P  
Terminal armchair fit to 2P



130

DETTAGLI  
Features

POGGIATESTA REGOLABILE  
Manual ratchet system



SEDUTA CON CINGHIE ELASTICHE  
Seat with elastic belts



**Rivestimento** | pelle / sintetico  
**Comfort seduta** | Poliuretano espanso densità 35  
**Comfort spalliera** | Poliuretano espanso  
**Piedi** | Metallo H. 14 cm  
**Seduta** | H. 48 cm - P. 57 cm  
**Braccio** | H. 61 cm - L. 33 cm

**Coating** | leather / synthetic cover  
**Seat comfort** | Polyurethane density 35  
**Back comfort** | Polyurethane  
**Feet** | Metal H. 14 cm  
**Seat** | H. 48 cm - D. 57 cm  
**Arm** | H. 61 cm - L. 33 cm

## AVVERTENZE

Le illustrazioni e le descrizioni dei prodotti contenute nel presente catalogo sono puramente indicative e possono contenere refusi tipografici. In tal caso l'Azienda comunicherà tempestivamente le esatte diciture.

**Form Design S.r.l.** si riserva il diritto di apportare ai propri modelli qualsiasi miglioramento tecnico ed estetico dovesse essere ritenuto opportuno, comprese eventuali modifiche alle dimensioni e ai materiali utilizzati, senza obbligo di preavviso.

**ATTENZIONE** I disegni delle collezioni indicano le dimensioni massime di ingombro. Dove non espressamente indicate le misure son da intendersi espresse in centimetri.

Per maggiori dettagli (codici, specifiche tecniche, composizioni, accessori) consultare il listino prezzi.

**ATTENZIONE** Tutte le misure espresse sono suscettibili di una variazione pari al 5% trattandosi di di parti molli e non rigide.

Per DX e SX si intende la posizione che il braccio assume guardando l'elemento frontalmente

**ATTENZIONE** I colori e le texture dei materiali e delle finiture hanno valore indicativo in quanto soggetti alle tolleranze dei processi di stampa.

È espressamente vietata qualsiasi riproduzione, copia o modifica, anche parziale, del presente catalogo.

© 2020 Form Design S.r.l. Tutti i diritti riservati.





Form Design srl  
Via Newton, 1 - Zona PIP  
70024 Gravina in Puglia (Ba) Italy  
tel. +39 080 325 58 61  
fax +39 080 325 58 51  
info@cuborosso.com



